

Analytical Test Report

Science First. ORELAP ID: 4101 OLCC#: 010-10233216933

20756 High Desert Court STE 6, Bend, OR 97701 (541) 299-2008

MCT Conc

Lab ID: B240903-09 & B240903-10

Ablis CBD

METRC Batch ID: MCTC.009

METRC Sample Tag: MCTC.009

Date Sampled: 09/05/24

Date Printed: 09/18/24

Potency Analysis

Analytical Method: BBL-Potency-Proprietary
SOP BBL_009 Potency Analysis by HPLC-UV-Vis

Cannabinoids	mg/g	LOQ
THCA	<LOQ	0.0238
delta 9-THC	<LOQ	0.0238
delta 8-THC	<LOQ	0.0238
CBDA	<LOQ	0.0238
CBGA	<LOQ	0.0238
CBD	85.5	0.0238
CBG	<LOQ	0.0238
CBN	<LOQ	0.0238
CBC	<LOQ	0.0238
THCV	<LOQ	0.0238
Total CBG	<LOQ	0.0119
Total Cannabinoids	85.5	0.0119

Total THC

<LOQ mg/g

THC RPD:

Total CBD

85.5 mg/g


CBD RPD: 1.50%

<LOQ - Results below the Limit of Quantitation

Acid form of THC/CBD are decarboxylated by heat, lose 12% of original mass as CO2. Result = *bioactive*

"Total" Cannabinoid accounts for decarboxylation and moisture content. Total THC = [(THCA×0.877) + Δ9THC] / (100%-MC)

Zoe Wiggers
Technical Director



**Brite
Box
Labs** .inc.

Analytical Test Report

Science First. ORELAP ID: 4101 OLCC#: 010-10233216933

20756 High Desert Court STE 6, Bend, OR 97701 (541) 299-2008

MCT Conc

Lab ID: B240903-09

Ablis CBD


METRC Batch ID: MCTC.009

METRC Sample Tag: MCTC.009

Date Sampled: 09/05/24

Date Printed: 09/18/24

Zoe Wiggers
Technical Director



Analytical Test Report

Science First. ORELAP ID: 4101 OLCC#: 010-10233216933

20756 High Desert Court STE 6, Bend, OR 97701 (541) 299-2008

MCT Conc

Ablis CBD

Laboratory ID: B240903-09

Potency Analysis

Analytical Method: JA-Potency-Proprietary
BBLB SOP 009 - Potency Analysis by HPLC-UV-Vis

Cannabinoids	mg/g	LOQ	Notes
THCA	< LOQ	0.02385	
delta 9-THC	< LOQ	0.02385	
delta 8-THC	< LOQ	0.02385	
CBDA	< LOQ	0.02385	
CBGA	< LOQ	0.02385	
CBD	86.10	0.02385	
CBG	< LOQ	0.02385	
CBN	< LOQ	0.02385	
CBC	< LOQ	0.02385	
THCV	< LOQ	0.02385	
Total CBG	< LOQ	0.01192	
Total Cannabinoids	86.10	0.01192	

Total THC
< LOQ mg/g

Total CBD
86.10 mg/g


<LOQ - Results below the Limit of Quantitation

ORELAP accredited cannabinoid analytes include only CBDA, CBD, THCA, delta-9-THC, and delta-8-THC.

Acid form of THC/CBD are decarboxylated by heat, lose 12% of original mass as CO2. Result = "bioactive"

"Total" Cannabinoid accounts for decarboxylation and moisture content. Total THC = [(THCA×0.877) + Δ9THC] / (100%-MC)

Zoe Wiggers
Technical Director



Analytical Test Report

Science First. ORELAP ID: 4101 OLCC#: 010-10233216933

20756 High Desert Court STE 6, Bend, OR 97701 (541) 299-2008

MCT Conc

Ablis CBD

Laboratory ID: B240903-09

Quality Control Potency

Batch: B24I077 - BB Potency


Blank(B24I077-BLK1)

Analyte	Result	LOQ	Units	%Recovery Limits	Extracted	Analyzed	Notes
THCA	< LOQ	0.02390	mg/g		09/11/24 13:28	09/16/24 10:14	
delta 9-THC	< LOQ	0.02390	mg/g		09/11/24 13:28	09/16/24 10:14	
CBGA	< LOQ	0.02390	mg/g		09/11/24 13:28	09/16/24 10:14	
CBDA	< LOQ	0.02390	mg/g		09/11/24 13:28	09/16/24 10:14	
CBD	< LOQ	0.02390	mg/g		09/11/24 13:28	09/16/24 10:14	
CBN	< LOQ	0.02390	mg/g		09/11/24 13:28	09/16/24 10:14	
CBG	< LOQ	0.02390	mg/g		09/11/24 13:28	09/16/24 10:14	
delta 8-THC	< LOQ	0.02390	mg/g		09/11/24 13:28	09/16/24 10:14	
CBC	< LOQ	0.02390	mg/g		09/11/24 13:28	09/16/24 10:14	
THCV	< LOQ	0.02390	mg/g		09/11/24 13:28	09/16/24 10:14	

LCS(B24I077-BS1)

Analyte	% Recovery	LOQ	Units	%Recovery Limits	Extracted	Analyzed	Notes
THCA	105	0.02398	mg/g	90-110	09/11/24 13:28	09/16/24 10:14	
delta 9-THC	101	0.02398	mg/g	90-110	09/11/24 13:28	09/16/24 10:14	
CBDA	97.3	0.02398	mg/g	90-110	09/11/24 13:28	09/16/24 10:14	
CBD	94.5	0.02398	mg/g	90-110	09/11/24 13:28	09/16/24 10:14	
delta 8-THC	97.3	0.02398	mg/g	90-110	09/11/24 13:28	09/16/24 10:14	

Zoe Wiggers
Technical Director



Analytical Test Report

Science First. ORELAP ID: 4101 OLCC#: 010-10233216933

20756 High Desert Court STE 6, Bend, OR 97701 (541) 299-2008

MCT Conc

Ablis CBD

Laboratory ID: B240903-09

Notes and Definitions

- B Analyte detected in method blank, but not associated samples.
 - B2 Analyte detected in sample and associate method blank.
 - C Interference due to co-elution.
 - D Initial result exceeded calibration range, reported data are based on analysis of a dilution.
 - H Non-homogenous sample matrix affecting RPD and/or QC.
 - I Manual Integration was performed.
 - L Duplicate sample relative percent difference (RPD) exceeds QC limits.
 - M Anomalous results due to matrix interference
 - P Peaks manually split.
 - Q1 QC out of limits but still OK
 - Q2 Quality Control outside QC limits. Data considered estimate.
 - Q3 CCV was above the acceptance criteria. Non-detect samples are considered acceptable.
 - Q4 CCV was below the acceptance criteria, however the sample still exceeds the regulatory limit.
 - R Marginal Exceedence.
 - U Reported result is an estimate. The analyte was detected above the calibration range.
 - X Problems with initial analysis, reported data are from reinjection of prepared sample.
- <LOQ - Results below the Limit of Quantitation - Compound not detected

Zoe Wiggers
Technical Director