

# Analytical Test Report

Science First. ORELAP ID: 4101 OLCC#: 010-10233216933

20756 High Desert Court STE 6, Bend, OR 97701 (541) 299-2008

## Ablis Cranberry Blood Orange Cans

Lab ID: B241108-03 & B241108-04

Ablis CBD

METRC Batch ID:

METRC Sample Tag: LDBCANCBO013

Date Sampled: 11/12/24

Date Printed: 11/26/24

Report cannot be used for OLCC/OHA compliance.

### Potency Analysis

Analytical Method: BBL-Potency-Proprietary  
SOP BBL\_009 Potency Analysis by HPLC-UV-Vis

Cannabinoids	mg/g	LOQ
THCA	<LOQ	0.00273
delta 9-THC	<LOQ	0.00273
delta 8-THC	<LOQ	0.00273
CBDA	<LOQ	0.00273
CBGA	<LOQ	0.00273
CBD	0.174	0.00273
CBG	<LOQ	0.00273
CBN	<LOQ	0.00273
CBC	<LOQ	0.00273
THCV	<LOQ	0.00273
Total CBG	<LOQ	0.00136
Total Cannabinoids	0.174	0.00136

**Total THC**

**<LOQ** mg/g

---

THC RPD:

**Total CBD**

**0.174** mg/g

---


CBD RPD: 1.84%

<LOQ - Results below the Limit of Quantitation

Acid form of THC/CBD are decarboxylated by heat, lose 12% of original mass as CO2. Result = \*bioactive\*

"Total" Cannabinoid accounts for decarboxylation and moisture content. Total THC = [(THCA×0.877) + Δ9THC] / (100%-MC)

**Zoe Wiggers**  
Technical Director



**Brite  
Box  
Labs** .inc.

# Analytical Test Report

Science First. ORELAP ID: 4101 OLCC#: 010-10233216933

20756 High Desert Court STE 6, Bend, OR 97701 (541) 299-2008

---

## Ablis Cranberry Blood Orange Cans

Lab ID: B241108-03

Ablis CBD

METRC Batch ID:


METRC Sample Tag: LDBCANCBO013

Date Sampled: 11/12/24

Date Printed: 11/26/24

Report cannot be used for OLCC/OHA compliance.

**Zoe Wiggers**  
Technical Director



# Analytical Test Report

Science First. ORELAP ID: 4101 OLCC#: 010-10233216933

20756 High Desert Court STE 6, Bend, OR 97701 (541) 299-2008

## Ablis Cranberry Blood Orange Cans

*Ablis CBD*

Laboratory ID: B241108-03

### Potency Analysis

Analytical Method: JA-Potency-Proprietary  
BBLB SOP 009 - Potency Analysis by HPLC-UV-Vis

Cannabinoids	mg/g	LOQ	Notes
THCA	< LOQ	0.002755	
delta 9-THC	< LOQ	0.002755	
delta 8-THC	< LOQ	0.002755	
CBDA	< LOQ	0.002755	
CBGA	< LOQ	0.002755	
CBD	0.1725	0.002755	
CBG	< LOQ	0.002755	
CBN	< LOQ	0.002755	
CBC	< LOQ	0.002755	
THCV	< LOQ	0.002755	
Total CBG	< LOQ	0.001377	
Total Cannabinoids	0.1725	0.001377	

**Total THC**  
**< LOQ** mg/g

**Total CBD**  
**0.1725** mg/g


<LOQ - Results below the Limit of Quantitation

ORELAP accredited cannabinoid analytes include only CBDA, CBD, THCA, delta-9-THC, and delta-8-THC.

Acid form of THC/CBD are decarboxylated by heat, lose 12% of original mass as CO2. Result = "bioactive"

"Total" Cannabinoid accounts for decarboxylation and moisture content. Total THC = [(THCA×0.877) + Δ9THC] / (100%-MC)

**Zoe Wiggers**  
Technical Director



# Analytical Test Report

Science First. ORELAP ID: 4101 OLCC#: 010-10233216933

20756 High Desert Court STE 6, Bend, OR 97701 (541) 299-2008

## Ablis Cranberry Blood Orange Cans

*Ablis CBD*

Laboratory ID: B241108-03

### Quality Control Potency

Batch: B24K087 - BB Potency


#### Blank(B24K087-BLK1)

Analyte	Result	LOQ	Units	%Recovery Limits	Extracted	Analyzed	Notes
THCA	< LOQ	0.03922	mg/g		11/13/24 12:57	11/14/24 15:58	
delta 9-THC	< LOQ	0.03922	mg/g		11/13/24 12:57	11/14/24 15:58	
CBGA	< LOQ	0.03922	mg/g		11/13/24 12:57	11/14/24 15:58	
CBDA	< LOQ	0.03922	mg/g		11/13/24 12:57	11/14/24 15:58	
CBD	< LOQ	0.03922	mg/g		11/13/24 12:57	11/14/24 15:58	
CBN	< LOQ	0.03922	mg/g		11/13/24 12:57	11/14/24 15:58	
CBG	< LOQ	0.03922	mg/g		11/13/24 12:57	11/14/24 15:58	
delta 8-THC	< LOQ	0.03922	mg/g		11/13/24 12:57	11/14/24 15:58	
CBC	< LOQ	0.03922	mg/g		11/13/24 12:57	11/14/24 15:58	
THCV	< LOQ	0.03922	mg/g		11/13/24 12:57	11/14/24 15:58	

#### LCS(B24K087-BS1)

Analyte	% Recovery	LOQ	Units	%Recovery Limits	Extracted	Analyzed	Notes
THCA	106	0.03968	mg/g	90-110	11/13/24 12:57	11/14/24 15:58	
delta 9-THC	107	0.03968	mg/g	90-110	11/13/24 12:57	11/14/24 15:58	
CBDA	104	0.03968	mg/g	90-110	11/13/24 12:57	11/14/24 15:58	
CBD	108	0.03968	mg/g	90-110	11/13/24 12:57	11/14/24 15:58	
delta 8-THC	104	0.03968	mg/g	90-110	11/13/24 12:57	11/14/24 15:58	

**Zoe Wiggers**  
Technical Director



# Analytical Test Report

Science First. ORELAP ID: 4101 OLCC#: 010-10233216933

20756 High Desert Court STE 6, Bend, OR 97701 (541) 299-2008

## Ablis Cranberry Blood Orange Cans

*Ablis CBD*

Laboratory ID: B241108-03

### Notes and Definitions

- B Analyte detected in method blank, but not associated samples.
  - B2 Analyte detected in sample and associate method blank.
  - C Interference due to co-elution.
  - D Initial result exceeded calibration range, reported data are based on analysis of a dilution.
  - H Non-homogenous sample matrix affecting RPD and/or QC.
  - I Manual Integration was performed.
  - L Duplicate sample relative percent difference (RPD) exceeds QC limits.
  - M Anomalous results due to matrix interference
  - P Peaks manually split.
  - Q1 QC out of limits but still OK
  - Q2 Quality Control outside QC limits. Data considered estimate.
  - Q3 CCV was above the acceptance criteria. Non-detect samples are considered acceptable.
  - Q4 CCV was below the acceptance criteria, however the sample still exceeds the regulatory limit.
  - R Marginal Exceedence.
  - U Reported result is an estimate. The analyte was detected above the calibration range.
  - X Problems with initial analysis, reported data are from reinjection of prepared sample.
- <LOQ - Results below the Limit of Quantitation - Compound not detected

**Zoe Wiggers**  
Technical Director